




Master HP



3:3 100-600 kVA

HIGHLIGHTS

- **High efficiency (up to 94.5% in ON LINE mode)**
- **Rectifier IGBT based technology**
- **Galvanic isolation**
- **High overload capacity**
- **LCD display**

The Master HP series from 100 to 600 kVA is the Riello UPS solution for installations requiring high energy efficiency and maximum power availability. Master HP Series provides maximum protection and power quality for data centres and industrial loads. The UPS has an IGBT-based rectifier, DSP (Digital Signal Processor) technology and provides true-line, double conversion power protection, (VFI SS 11 - Voltage and Frequency Independent in accordance with IEC EN 62040-3).

MAXIMISED COST SAVINGS

The Master HP has the ability to monitor the mains input quality and to select the best operating mode based on the interference present (Smart Active mode) or circular redundancy (Parallel Energy

Saving mode), which allows the UPS to regulate available capacity based on the immediate demands of the load, automatically switching to standby in the event of excess capacity. The Master HP/ HE also offers high levels of efficiency for partial loads, resulting in reduced operating costs.

POWER CONTINUITY

For years, Riello UPS has developed and supplied solutions for dealing with the different requirements and problems that inevitably arise in critical applications. Riello UPS offers flexible, high-availability solutions that are able to adapt to different system structures and critical levels. Riello UPS creates UPS systems that can tolerate a number of components

or subsystem failures, while continuing to operate normally, providing power without interruption. This is achieved by careful design, installing redundant elements, eliminating common failure points, scheduling maintenance activities and controlling and supervising the system operating parameters and environment. The TEC service team is ready to provide guidance and advice on projects.

ZERO IMPACT SOURCE

The Master HP series features the added advantages of the Zero Impact Source formula offered by an IGBT-based rectifier assembly. This eliminates problems connected with installation in networks with limited power capacity, where the UPS is supplied by a generator set or anywhere there are compatibility problems with loads generate current harmonics. Master HP series UPS have zero impact on the power supply source, whether it is a mains grid or generator set:

- input current distortion <3%;
- input power factor 0.99;
- power walk-in function that ensures progressive rectifier start up;
- start up delay function, to restart the rectifiers when mains power is restored if there are several UPS in the system.

BATTERY CARE SYSTEM


Master HP series UPS include a range of features designed to prolong battery life and reduce their usage such as different recharging methods, deep discharge protection, current limitation and voltage compensation according with battery room temperature.

Thanks to the STEP-UP/STEP-DOWN converter, that provides to recharge and discharge the battery, the current ripple in the battery is extremely reduced; this arrangement enhance the battery reliability since it is no longer connected to UPS DC bus. in the battery is extremely reduced; this arrangement enhance the battery reliability since it is no longer connected to UPS DC bus.

COMPLETE GALVANIC SEPARATION

Master HP UPS feature an output isolation transformer (delta zig/zag type) on the inverter as part of the inverter circuit inside the UPS cabinet, providing galvanic isolation between the load and the battery with improved versatility in system configuration, allowing:

- Complete UPS output galvanic isolation for critical infrastructures from the battery DC power source;



- two truly separated supply inputs (main and bypass), which can be taken from two different power sources (with different neutrals); this is particularly well suited to parallel systems in order to ensure selectivity between the two sources, thus improving the reliability of the entire installation;
- No neutral input connection is required at the UPS rectifier input stage; this method is particularly favourable in order to prevent the transmission of common neutral disturbances via the neutral conductor;
- No effects to the UPS output performance or reduced impact of the inverter power components whilst supplying specific loads; in addition the inverter transformer minimizes the impact of third harmonic disturbances, prevents the effects of energy back-feed into the inverter when supplying industrial load applications and can supply unbalanced loads.
- High inverter short circuit current to clear faults which occur between phase and neutral on load side (up to three times nominal current).

Output transformer housed within the cabinet which allows for a significant reduction in the footprint and provides space saving.

MAIN FEATURES

- High efficiency up to 99.4% (STANDBY ON Mode);
- Compact size: e.g.: only 0.85 m² for the Master HP 250 kVA;
- Reduced weight for tranformer based UPS;

- Double load protection, both electronic and galvanic, towards the battery.
- The entire Master HP range is suitable for use in a wide range of applications. Thanks to the flexibility of configuration, available options and accessories, it is suitable for supplying any type of load, e.g. capacitive loads such as blade servers, rather than motor drivers or any other critical vertical application.

SMART GRID READY

Being Smart Grid Ready, Master HP allows for the implementation of power accumulation solutions, and at the same time ensures extremely high levels of efficiency. It is also able to independently select the most efficient operating method based on the status of the grid. Master HP UPS are also able to electronically interface with the energy manager using the smart grid communication network

MAXIMUM RELIABILITY AND AVAILABILITY

- Distributed parallel configuration of up to 8 units per redundant (N+1) or power parallel system;
- Centralized parallel system up to 7 units with centralized bypass system (MSB);
- Dual bus configuration: allows two or more non-parallel UPS devices to remain synchronised even during mains power failure by adding the UGS device. The UGS also enables a Riello UPS to be synchronised with another power source that is independent and of a different power rating;
- Dynamic Dual bus configuration: allows two groups of UPS with the PSJ device

to be connected in parallel whilst operating, in the event of maintenance (with no interruption to the output), using a power coupling switch. Should one of the UPS in one of the parallel groups fail, it is automatically excluded. The PSJ connects the remaining UPS, to the other parallel group via an external bypass, in order to continue to guarantee load redundancy. Allows two groups of UPS to be connected in parallel whilst operating, in the event of maintenance (with no interruption to the output), using a power coupling switch. Should one of the UPS in one of the parallel groups fail, it is automatically excluded. The PSJ connects the remaining UPS, to the other parallel group via an external bypass, in order to continue to guarantee load redundancy;

- Hot System Expansion (HSE): allows the addition of a further UPS into an existing system, without the need to switch off the existing UPS or transfer them to bypass mode. This guarantees maximum load protection, even during maintenance and system expansion;
- Maximum levels of availability, even in the event of an interruption to the parallel bus cable: the system is “FAULT TOLERANT”. It is not affected by connection cable faults and continues powering the load without disruption, signalling an alarm condition;
- Efficiency Control System (ECS): a system to optimise the operating efficiency of parallel systems, according to the power required by the load. N+1 redundancy is guaranteed, with every UPS working in parallel at the best load level possible to achieve higher overall efficiency.

CENTRALIZED BYPASS CABINET

The Riello UPS centralised bypass (named MSB) is available in four power ratings: 800, 1200, 2000 and 3000 kVA.

Intermediate solutions within this range can be made, as well as solutions greater than 3000 kVA based on the requirements of the customer or application. The MSB centralised bypass can be integrated with the Master HP range; in fact it can be associated with up to 7 UPS modules in the range, obviously without static bypass and associated bypass line (named MHT NBP). Based on requirements thus ensuring complete flexibility aimed at satisfying all power and power supply requirements.

Riello UPS provides the same flexibility as the Master HP for the battery bus, so



Master Static Bypass

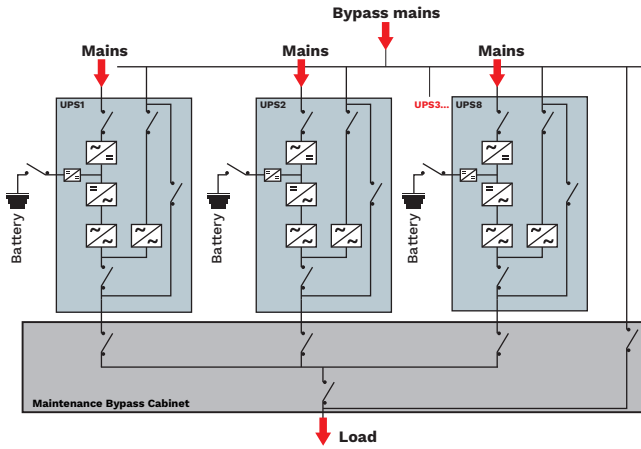
that the UPS units can operate with both shared or separate batteries.

The 800 kVA MSB is supplied with a comprehensive cabinet including bypass line input switch (SWBY), system output switch (SWOUT) and manual bypass (SWMB). The 1200 kVA model is supplied as standard without any switches but can be equipped with the same, suitably proportioned, switches provided for the 800 kVA model (SWBY, SWOUT, SWMB). The more powerful models are supplied with no switches; the bulky sizes of disconnection devices at these power levels are such as to favour tailor-made engineering solutions as an additional part of the system attestation and distribution cabinets where the centralised bypass and MHT NBP modules are fitted.

PARALLEL CONFIGURATION OF UP TO 8 UPS UNITS WITH DISTRIBUTED BYPASS

Parallel architecture to ensure redundancy of the power source.

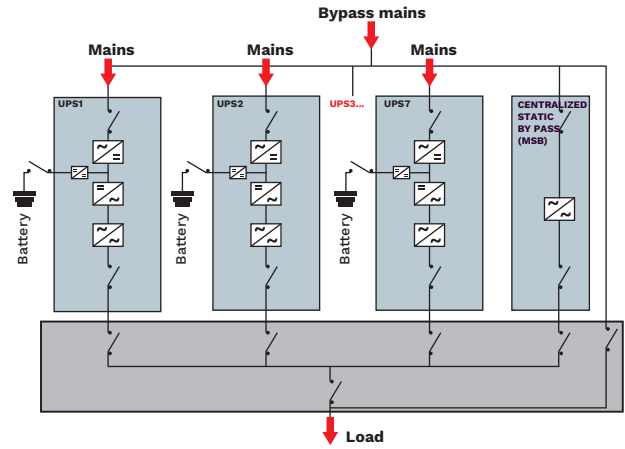
+ Flexibility and modularity and no single point of failure.



PARALLEL CONFIGURATION OF UP TO 7 UNITS WITH CENTRALISED BYPASS

Parallel architecture to ensure redundancy of the power source, with autonomous bypass management.

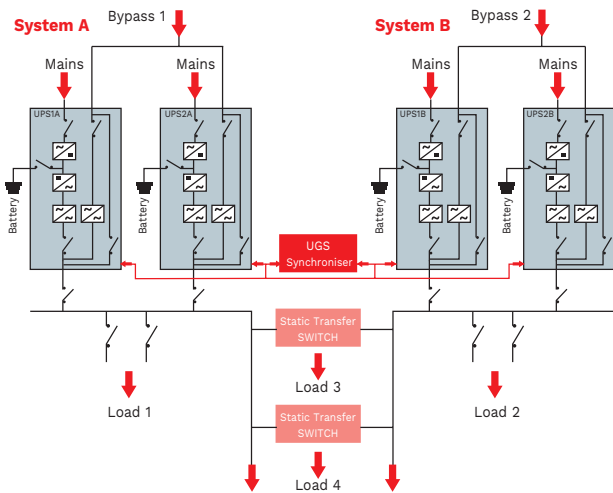
+ Selectivity of downstream faults in bypass mode



DUAL BUS CONFIGURATION

Solution to ensure redundancy up to the distribution of the power supply to the loads and improved STS operation.

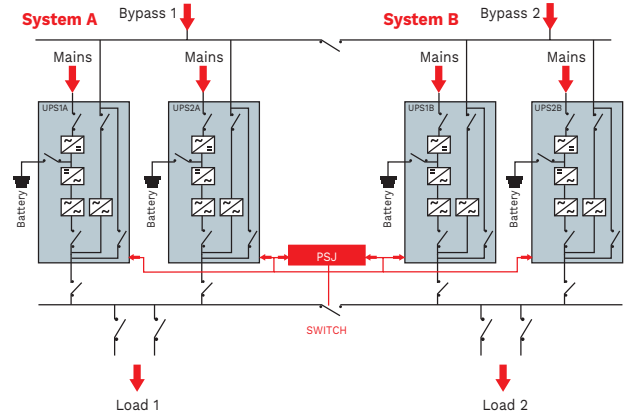
+ Downstream fault discrimination



DYNAMIC DUAL BUS CONFIGURATION

Solution to ensure redundancy of the power supply even during maintenance.

+ High availability and redundancy



OPTIONS

SOFTWARE

PowerShield³
PowerNetGuard

ACCESSORIES

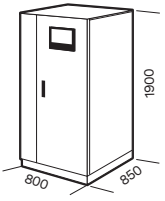
NETMAN 204
MULTICOM 302
MULTICOM 352
MULTI I/O
MULTIPANEL

PRODUCT ACCESSORIES

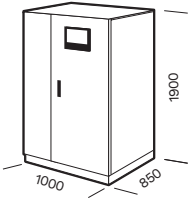
Isolation transformer
Parallel kit
Synchronisation device (UGS):
see Master MPS
Hot connection device (PSJ):
see Master MPS
Battery cabinets empty or for extended runtimes
Top Cable Entry cabinets
IP rating IP31/IP41/IP42
Battery temperature sensor
Cold start Kit

DIMENSIONS

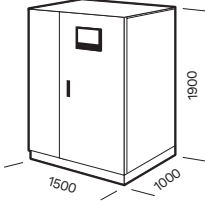
MHT 100
MHT 120



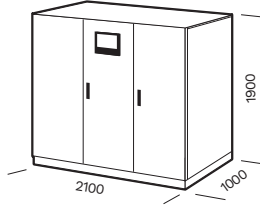
MHT 160
MHT 200
MHT 250



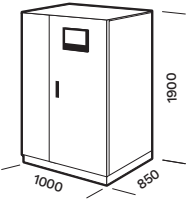
MHT 300
MHT 400



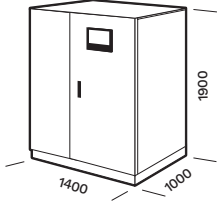
MHT 500
MHT 600



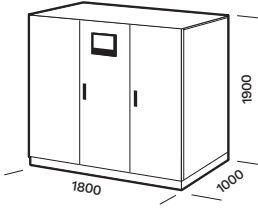
MSB 800



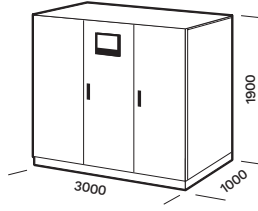
MSB 1200



MSB 1600 / MSB 2000



MSB 3000



BATTERY CABINET

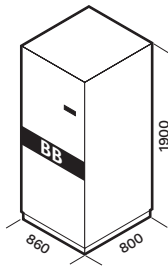
MODELS

UPS MODELS

BB 1900 480-V6 / BB 1900 480-V7
BB 1900 480-V8 / BB 1900 480-V9

MHT 100-600

Dimensions
[mm]



CABINETS WITH TOP ACCESS FOR CABLES

MODELS

UPS MODELS

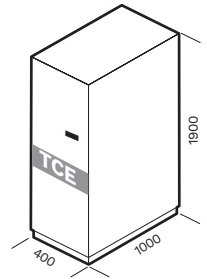
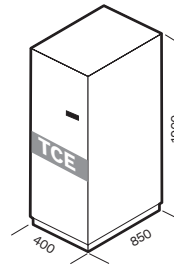
TCE MHT 100-250

MHT 100-250

TCE MHT 300-600

MHT 300-600

Dimensions
[mm]



THREE-PHASE ISOLATION TRANSFORMERS

MODELS

UPS MODELS

TBX 100 T - TBX 160 T

MHT 100-160

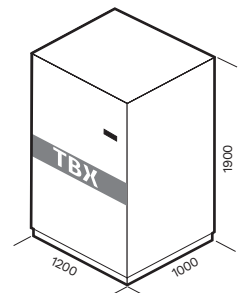
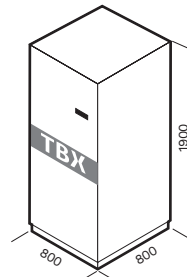
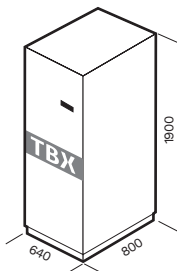
TBX 200 T - TBX 250 T

MHT 200-250

TBX 300 T - TBX 600 T

MHT 300-600

Dimensions
[mm]



MODELS	MHT 100	MHT 120	MHT 160	MHT 200	MHT 250	MHT 300	MHT 400	MHT 500	MHT 600
INPUT									
Rated voltage [V]	380 / 400 / 415 three-phase								
Voltage tolerance [V]	400 ±20% @ full load ¹								
Frequency [Hz]	45 - 65								
Power factor	>0.99								
Harmonic current distortion [THDi]	<3%								
Soft start	0 - 100% in 120 sec. (selectable)								
Frequency tolerance	±2% (selectable from ±1% to ±5% from front panel)								
Standard equipment provided	Back Feed protection; separable bypass line								
BYPASS									
Rated voltage [V]	380 / 400 / 415 three-phase + N								
Rated Frequency [Hz]	50 or 60 (selectable)								
OUTPUT									
Nominal power [kVA]	100	120	160	200	250	300	400	500	600
Active power [kW]	90	108	144	180	225	270	360	450	540
Number of phases	3 + N								
Rated voltage [V]	380 / 400 / 415 three-phase + N (selectable)								
Static stability	±1%								
Dynamic stability	±5% in 10 msec.								
Voltage distortion	<1% with linear load / <3% with non-linear load								
Crest factor [I _{peak} /I _{rms}]	3:1								
Frequency stability on battery	0.05%								
Frequency [Hz]	50 or 60 (selectable)								
Overload	110% for 60 min.; 125% for 10 min.; 150% for 1 min.								
BATTERIES									
Type	VRLA AGM / GEL; NiCd; Supercaps; Li-ion; Flywheels								
Ripple current	Zero								
Recharge voltage compensation	-0.11% x V x °C								
OVERALL SPECIFICATIONS									
Weight [kg]	700	750	835	970	1060	1500	1720	2440	2831
Dimensions (WxDxH) [mm]	800x850x1900		1000x850x1900			1500x1000x1900		2100x1000x1900	
Remote signals	dry contacts (configurable)								
Remote controls	ESD and bypass (configurable)								
Communications	Double RS232 + dry contacts + 2 slots for communications interface								
Ambient temperature for the UPS	0 °C - +40 °C								
Recommended temperature for battery life	+20 °C - +25 °C								
Range of relative humidity	5-95% non-condensing								
Colour	Dark grey RAL 7016								
Noise level at 1 m [dBA]	63 - 68					70 - 72			
IP rating	IP20 (others on request)								
Double conversion efficiency	up to 94.5%								
Standards	European directives: L V 2014/35/EU low voltage Directive EMC 2014/30/EU electromagnetic compatibility Directive Standards: Safety IEC EN 62040-1; EMC IEC EN 62040-2; RoHS compliant Classification in accordance with IEC 62040-3 (Voltage frequency Independent) VFI - SS - 111								
Classification in accordance with IEC 62040-3	(Voltage Frequency Independent) VFI - SS - 111								
Altitude	6000 max altitude								
Moving the UPS	Pallet jack								

¹ For wider tolerance conditions apply.

MODELS	MSB 800	MSB 1200	MSB 1600	MSB 2000	MSB 2400	MSB 3000
OPERATING SPECIFICATIONS						
Nominal power [kVA]	800	1200	1600	2000	2400	3000
Rated voltage [V]	380 / 400 / 415 three-phase + N					
Voltage tolerance	±15% (selectable from ± 10% to ±25% from front panel)					
Frequency [Hz]	50 / 60					
Frequency tolerance	±2% (selectable from ±1% to ±6% from front panel)					
Standard equipment provided	Back Feed protection					
Permitted overload*	110% for 60 min.; 125% for 10 min.; 150% for 1 min.					
ENVIRONMENTAL SPECIFICATIONS						
Noise at 1 m from front (from 0 to full load) [dBA]	<65					
Storage temperature	-10 °C up to +50 °C					
Ambient temperature for the UPS	0 °C - +40 °C					
Recommended temperature for battery life	+20 °C - +25 °C					
Range of relative humidity	5-95% non-condensing					
Reference standard	EN 62040-1 general safety requirements; IEC 62040-2 electromagnetic compatibility					
OVERALL SPECIFICATIONS						
Weight [kg]	570	800	1000	1200	2000	2400
Dimensions (WxDxH) [mm]	1000x850 x1900	** 1400x1000 x1900	*** 1800x1000 x1900	1800x1000 x1900	3000x1000 x1900	3000x1000 x1900
Communications	Double RS232 + dry contacts + 2 slots for communications interface					
Colour	Dark grey RAL 7016					
IP rating	IP20 (others on request)					
Moving the UPS	Pallet jack					

* under certain conditions ** 1800 mm version with switches *** with switches

The information in this document is subject to change without notice. Riello UPS assumes no responsibility for any errors that may appear in this document. DAT/HTF3Y2/GREN